













# PUMPGUIDE

SOLOLIFT2-SERIEN

MALPUMPAR

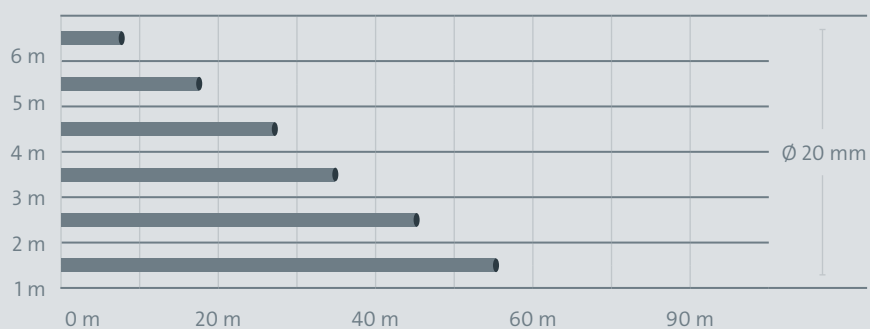
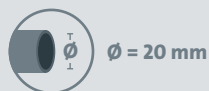
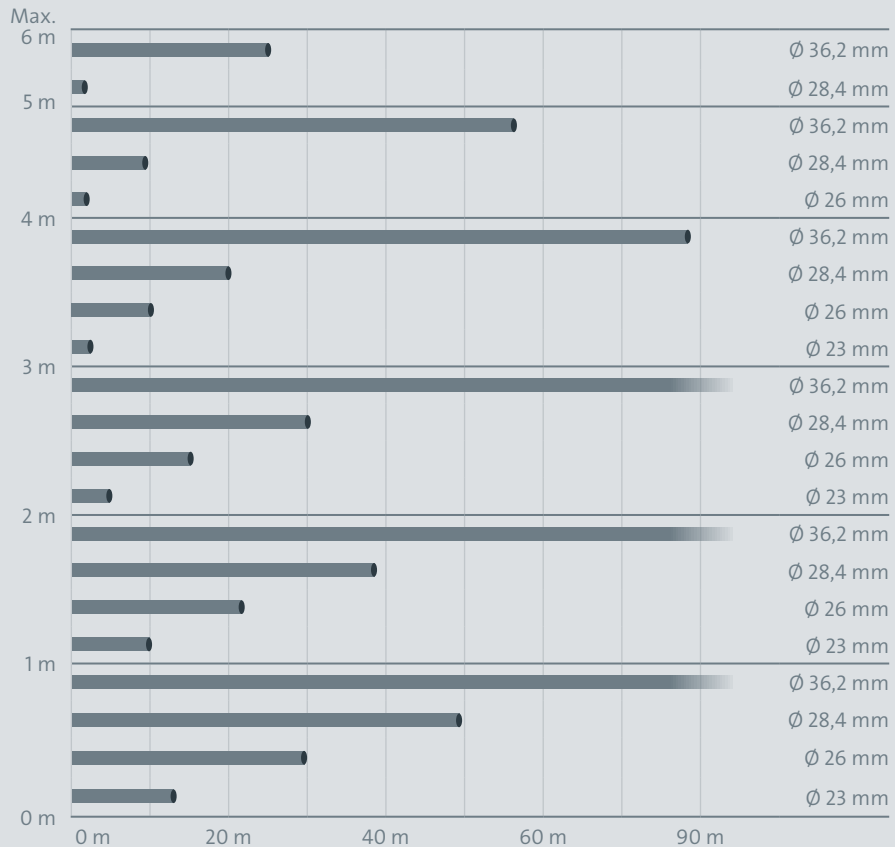
● Fast inlopp ○ Extra inlopp (tillval)

	 <b>SOLOLIFT2</b> WC-1	 <b>SOLOLIFT2</b> WC-3	 <b>SOLOLIFT2</b> D-2	 <b>SOLOLIFT2</b> C-3	 <b>SOLOLIFT2</b> CWC-3
 Toalett	●	●			
 Vägghängd toalett					●
 Pisssoar	○	○			○
 Tvättställ	○	○	○	○	○
 Bidé		○	○	○	○
 Dusch		○	○	○	○
 Badkar				○	
 Tvättmaskin				○	
 Diskbänksavlopp				○	
 Diskmaskin				○	
 Sköljmedel				○	

# MALPUMPAR – SNABB DIMENSIONERING



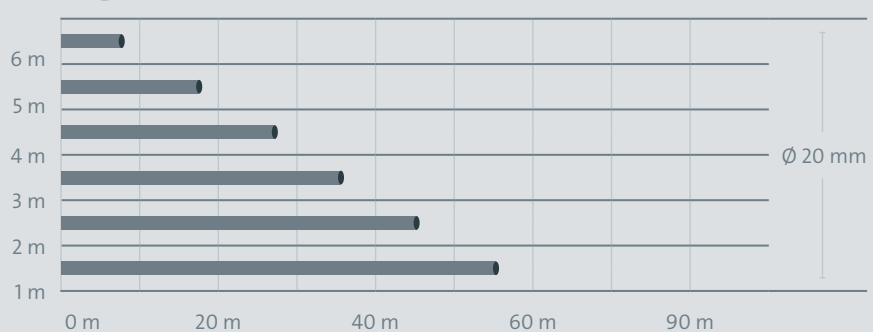
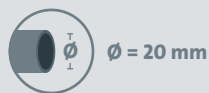
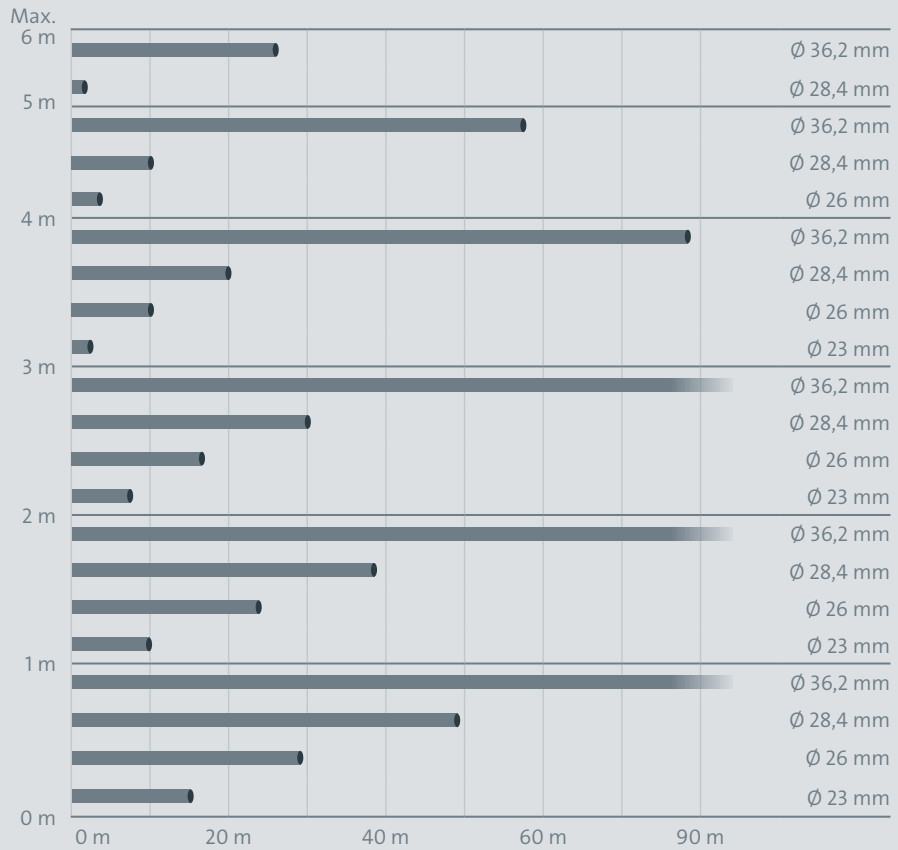
**SOLOLIFT2 WC-1**



# MALPUMPAR – SNABB DIMENSIONERING



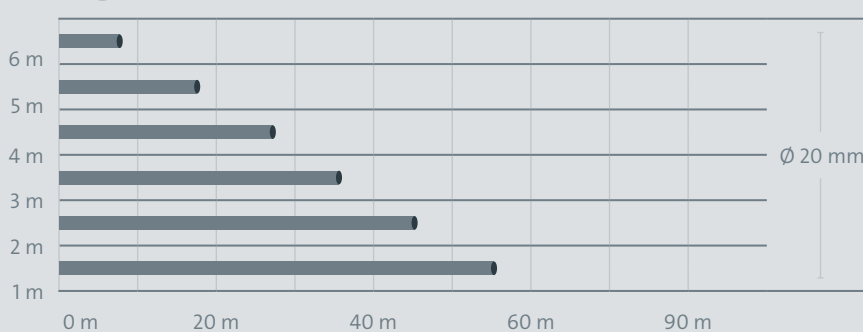
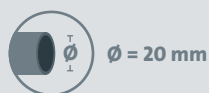
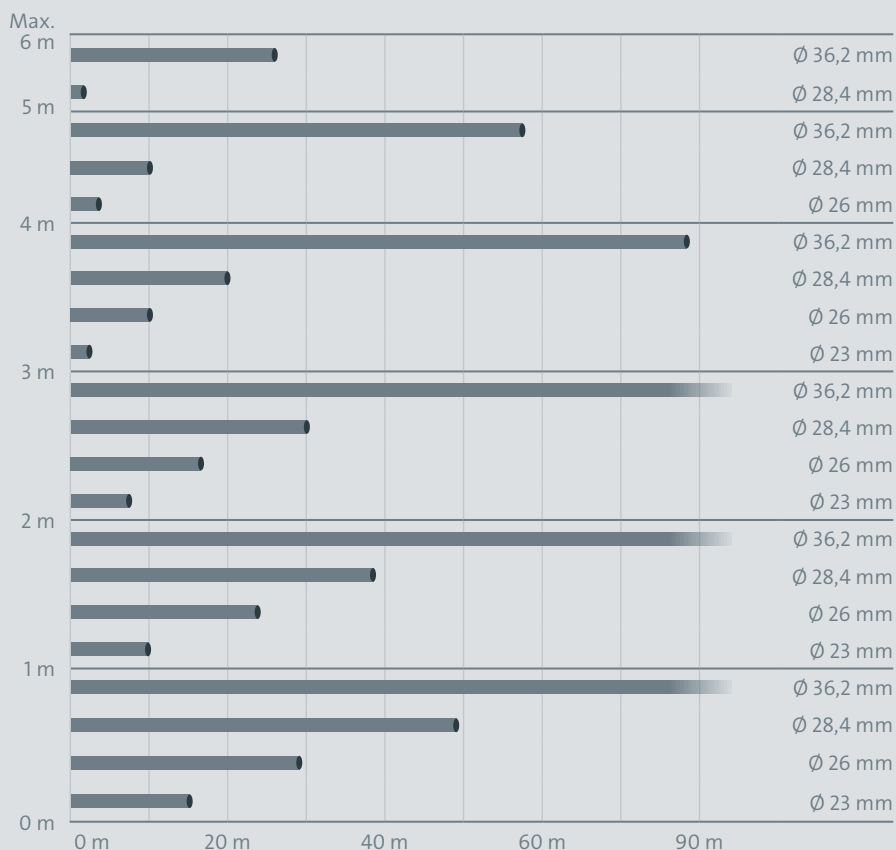
**SOLOLIFT2 WC-3**



# MALPUMPAR – SNABB DIMENSIONERING



**SOLOLIFT2 CWC-3**



# MALPUMPAR – SNABB DIMENSIONERING



**SOLOLIFT2 C-3**

6 m	x										Ø 36,2 mm	
	30	30	9	13								Ø 28,4 mm
	14	14										Ø 26 mm
	4											Ø 23 mm
												Ø 20 mm
5 m			31	35		3						Ø 36,2 mm
	54	54	2,5	4								Ø 28,4 mm
	30	30										Ø 26 mm
	13											Ø 23 mm
	2	2,5										Ø 20 mm
4 m			53	58	8	14		0,5				Ø 36,2 mm
	78	78	9	11								Ø 28,4 mm
	45	45	2,5	4,5								Ø 26 mm
	21	21										Ø 23 mm
	6,5	7										Ø 20 mm
3 m			76	80	19	24		7				Ø 36,2 mm
	102	102	16	18	1,5	3						Ø 28,4 mm
	61	61	7	9,5								Ø 26 mm
	30	30	2	2,5								Ø 23 mm
	12	12										Ø 20 mm
2 m			98	102	29	35		13		3		Ø 36,2 mm
	126	128	23	25	5	6,5		1				Ø 28,4 mm
	77	76	12	14	1	2,5						Ø 26 mm
	39	39	5	5,5								Ø 23 mm
	16	16	0,5	0,5								Ø 20 mm
1 m			120	124	38	46		20		7	1	Ø 36,2 mm
	150	150	30	32	9	10		3,5		0,5		Ø 28,4 mm
	92	92	17	19	3,5	5		1,5				Ø 26 mm
	47	47	8	8,5	1	1,5						Ø 23 mm
	20	21	2,5	2,5								Ø 20 mm
0 m												
	0,5 l/s		1 l/s		1,5 l/s		2 l/s		2,5 l/s		3 l/s	



## MALPUMPAR – SNABB DIMENSIONERING



**SOLOLIFT2 D-2**

4 m	x				Ø 28,4 mm
3 m	6				Ø 20 mm
		24			Ø 28,4 mm
2 m	22	0,1			Ø 20 mm
		47	3		Ø 28,4 mm
1 m	37	4,5			Ø 20 mm
		71	10		Ø 28,4 mm
0 m	52	9,5			Ø 20 mm
	0,25 l/s	0,5 l/s	1 l/s	1,5 l/s	