

MS1 and MS1 Ex

Float switch

Installation and operating instructions



English (GB) Installation and operating instructions

Original installation and operating instructions

These installation and operating instructions describe Grundfos MS1 and MS1 Ex float switches.

Sections 1-2 give the information necessary to be able to unpack, install and start up the product in a safe way.

Sections 3-6 give important information about the product, as well as information on service, fault finding and disposal of the product.

CONTENTS

	Page
1. General information	2
1.1 Target group	2
1.2 Hazard statements	2
1.3 Notes	3
2. Installing the product	3
2.1 Mechanical installation	3
2.2 Electrical connection	3
3. Product introduction	4
4. Servicing the product	4
5. Technical data	4
6. Disposing of the product	4



Read this document and the quick guide before installing the product. Installation and operation must comply with local regulations and accepted codes of good practice.

This appliance must only be installed by an appropriately qualified electrician.



Children shall not play with the appliance. Persons with reduced physical, sensory or mental capabilities or lack of experience and knowledge shall not install the appliance, modify or repair related electrical installations.

1. General information

1.1 Target group

These installation and operating instructions are intended for professional users.

1.2 Hazard statements

The symbols and hazard statements below may appear in Grundfos installation and operating instructions, safety instructions and service instructions.

DANGER



Indicates a hazardous situation which, if not avoided, will result in death or serious personal injury.

WARNING



Indicates a hazardous situation which, if not avoided, could result in death or serious personal injury.

CAUTION



Indicates a hazardous situation which, if not avoided, could result in minor or moderate personal injury.

The hazard statements are structured in the following way:

SIGNAL WORD



Description of hazard

Consequence of ignoring the warning.
- Action to avoid the hazard.

1.3 Notes

The symbols and notes below may appear in Grundfos installation and operating instructions, safety instructions and service instructions.



Observe these instructions for explosion-proof products.



A blue or grey circle with a white graphical symbol indicates that an action must be taken.



A red or grey circle with a diagonal bar, possibly with a black graphical symbol, indicates that an action must not be taken or must be stopped.



If these instructions are not observed, it may result in malfunction or damage to the equipment.



Tips and advice that make the work easier.

2. Installing the product

2.1 Mechanical installation

The float switch is freely suspended from a highly flexible, heavy-duty cable and set at the required level "On, Off or Alarm". The position of the float switch changes with the rise and fall of the water level. A micro switch opens and closes the circuit, switching a pump on or off or triggering an alarm. One float switch is required respectively for each switching impulse. It is very important to ensure that the float switch can hang freely, does not lie on the ground, can operate without interference by shaft walls, pipes or fittings etc. and is not directly in the liquid flow. The power cable of the float switch must be carefully laid along its entire length to prevent any risk of mechanical damage. Also ensure that moisture cannot penetrate cable ends. See fig. 1.

Valid for MS1 Ex only



To avoid the risk of the buildup of an electrostatic charge, the casing of the float switch must be connected to the equipment's potential equalisation system using the potential equalisation conductor in the connection cable.

2.2 Electrical connection

DANGER

Electric shock

Death or serious personal injury

- Switch off the power supply before starting any work on the product. Make sure that the power supply cannot be accidentally switched on.
- Never work on live wires.
- The float switch must be earthed.
- Ensure that neither water nor moisture can enter via the cable ends.



Observe these instructions for explosion-proof products.



The electrical connection must be carried out by an authorised electrician in accordance with local regulations.



For installation in EX-Zones 0 and 1, the use of an intrinsically safe electrical circuit relay is mandatory.

Connection of the float switch	Grey (1)	Black (2)	Brown (3)	Yellow/green (MS1 Ex only)
See fig. 2 in appendix	To empty			
	Isolate	X	X	To ground
See fig. 3 in appendix	To fill			
	X	Isolate	X	To ground

3. Product introduction

The MS1 and MS1 Ex float switches are ON/OFF switches. Gold-plated contacts ensure operation at extra low voltage. The MS 1 float switch is specially designed for use in wastewater treatment plants and in pump stations which handle liquids polluted with solids. Thanks to its good chemical properties, it is resistant to a wide range of liquids. Resistance list: raw sewage, fecal discharges, slurry, household sewage, discharge water from washing machines, baths and showers, detergents, emulsions containing petrol, diesel oils, fats, oil, acids etc. rain water, groundwater, chlorinated water.

The MS1 Ex float switch can be used in a certified, intrinsically safe-circuit electrical system for the control and regulation of liquid levels in Zones 0, 1 and 2 Ex- areas. It can also be used in the presence of gas groups IIA, IIB and IIC, where there is a risk of explosion when these are in contact with flammable materials and exposed to temperatures in the range T1 - T6.

4. Servicing the product

DANGER

Electric shock



Death or serious personal injury
- Before starting any work on the product, make sure that the power supply has been switched off and that it cannot be accidentally switched on.

WARNING

Toxic material



Death or serious personal injury
- Before entering the pit, make sure that the pit is ventilated according to local regulations. If not, do not enter the pit.

CAUTION

Biological hazard



Minor or moderate personal injury
- Use gloves and other suitable personal protection equipment in accordance with local regulations. Observe local regulations on exposure to wastewater.

If the float switch is installed and assembled correctly, it should work practically maintenance-free for many years. Depending on the level of contamination in the medium, the system only needs to be checked from time to time and the float switch cleaned, if necessary.

5. Technical data

	MS1	MS1 Ex
Housing colour	Orange	Black
Cable colour	Orange	Blue
Specific density (in liquid)	0.95 - 1.05	0.95 - 1.05
Maximum temperature	80 °C	80 °C
Breaking capacity	1-100 mA / 4 V - 5 A / 250 V	1-100 mA / 4-40 V
Contact	SPDT	SPDT
Switching angle	10 °	10 °
Protection system	IP68 / 7 bar	IP68 / 2 bar
Housing material	Polypropylene	PRE-ELEC Polypropylene
Cable material	TPR/PVC	TPR/PVC
Height	180 mm	180 mm
Diameter	100 mm	100 mm
Cable cross section	3 x 0.75 mm ²	4G0.75 mm ²
Ex classification	-	II 1G Ex ia IIC T6
Certification	-	SEV 18 ATEX 0143 IECEx SEV 18.0015
Ratings	-	Ui = 40 V Ii = 100 mA Ci = 0 nF + 0.11 nF/m (connection cable) Li = 0 µH + 0.35 µH/m (connection cable)

6. Disposing of the product

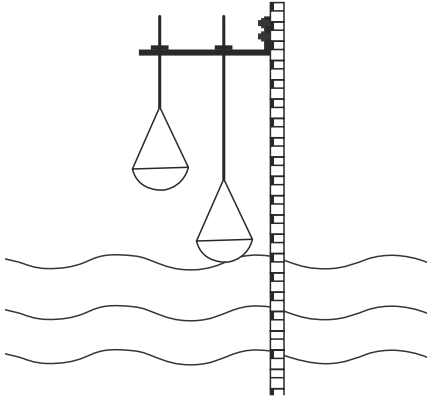
This product or parts of it must be disposed of in an environmentally sound way:

1. Use the public or private waste collection service.
2. If this is not possible, contact the nearest Grundfos company or service workshop.



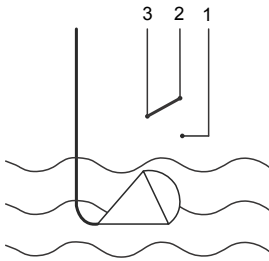
The crossed-out wheellie bin symbol on a product means that it must be disposed of separately from household waste. When a product marked with this symbol reaches its end of life, take it to a collection point designated by the local waste disposal authorities. The separate collection and recycling of such products will help protect the environment and human health.

See also end-of-life information at www.grundfos.com/product-recycling.



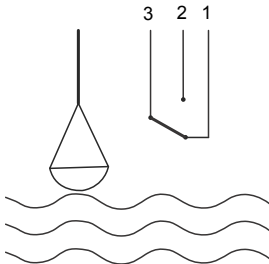
TM07 2281 3018

Fig. 1 MS1 or MS1 Ex float switch



TM07 2279 3018

Fig. 2 To empty or alarm at high liquid level



TM07 2280 3018

Fig. 3 To fill or alarm at low liquid level

Declaration of conformity

GB: EU declaration of conformity

We, Grundfos, declare under our sole responsibility that the product MS1, MS1 Ex, to which the declaration below relates, is in conformity with the Council Directives listed below on the approximation of the laws of the EU member states.

CZ: Prohlášení o shodě EU

My firma Grundfos prohlašujeme na svou plnou odpovědnost, že výrobek MS1, MS1 Ex, na který se toto prohlášení vztahuje, je v souladu s níže uvedenými ustanoveními směrnice Rady pro sblížení právních předpisů členských států Evropského společenství.

DK: EU-overensstemmelseerklæring

Vi, Grundfos, erklærer under ansvar at produktet MS1, MS1 Ex som erklæringen nedenfor omhandler, er i overensstemmelse med Rådets direktiver der er nævnt nedenfor, om indbyrdes tilnærmelse til EU-medlemsstaternes lovgivning.

ES: Declaración de conformidad de la UE

Grundfos declara, bajo su exclusiva responsabilidad, que el producto MS1, MS1 Ex al que hace referencia la siguiente declaración cumple lo establecido por las siguientes Directivas del Consejo sobre la aproximación de las legislaciones de los Estados miembros de la UE.

FR: Déclaration de conformité UE

Nous, Grundfos, déclarons sous notre seule responsabilité, que le produit MS1, MS1 Ex, auquel se réfère cette déclaration, est conforme aux Directives du Conseil concernant le rapprochement des législations des États membres UE relatives aux normes énoncées ci-dessous.

HR: EU deklaracija sukladnosti

Mi, Grundfos, izjavljujemo s punom odgovornošću da je proizvod MS1, MS1 Ex, na koja se izjava odnosi u nastavku, u skladu s direktivama Vijeća dolje navedenih o usklađivanju zakona država članica EU-a.

IT: Dichiarazione di conformità UE

Grundfos dichiara sotto la sua esclusiva responsabilità che il prodotto MS1, MS1 Ex, al quale si riferisce questa dichiarazione, è conforme alle seguenti direttive del Consiglio riguardanti il ravvicinamento delle legislazioni degli Stati membri UE.

LV: ES atbilstības deklarācija

Sabiedrība Grundfos ar pilnu atbildību paziņo, ka produkts MS1, MS1 Ex, uz kuru attiecas tālāk redzamā deklarācija, atbilst tālāk norādītajām Padomes direktīvām par ES dalībvalstu normatīvo aktu tuvināšanu.

PL: Deklaracja zgodności UE

My, Grundfos, oświadczamy z pełną odpowiedzialnością, że nasz produkt MS1, MS1 Ex, którego deklaracja niniejsza dotyczy, jest zgodny z następującymi dyrektywami Rady w sprawie zbliżenia przepisów prawnych państw członkowskich.

RO: Declarația de conformitate UE

Noi Grundfos declarăm pe propria răspundere că produsul MS1, MS1 Ex, la care se referă această declarație, este în conformitate cu Directivele de Consiliu specificate mai jos privind armonizarea legilor statelor membre UE.

SE: EU-försäkran om överensstämmelse

Vi, Grundfos, försäkrar under ansvar att produkten MS1, MS1 Ex, som omfattas av nedanstående försäkran, är i överensstämmelse med de rådsdirektiv om inbördes närmande till EU-medlemsstaternas lagstiftning som listas nedan.

SK: ES vyhlásenie o zhode

My, spoločnosť Grundfos, vyhlasujeme na svoju plnú zodpovednosť, že produkt MS1, MS1 Ex, na ktorý sa vyhlásenie uvedené nižšie vzťahuje, je v súlade s ustanoveniami nižšie uvedených smerníc Rady pre zblíženie právnych predpisov členských štátov EU.

NO: EU samsvarserklæring

Vi, Grundfos, erklærer under vårt eneansvar at produktet MS1, MS1 Ex, som denne erklæringen gjelder, er i samsvar med rådets direktiver om tilnærming av forordninger i EU-landene:

BG: Декларация за съответствие на ЕО

Ние, фирма Grundfos, заявяваме с пълна отговорност, че продуктът MS1, MS1 Ex, за който се отнася настоящата декларация, отговаря на следните директиви на Съвета за уеднаквяване на правните разпоредби на държавите-членки на ЕО.

DE: EU-Konformitätserklärung

Wir, Grundfos, erklären in alleiniger Verantwortung, dass das Produkt MS1, MS1 Ex, auf das sich diese Erklärung bezieht, mit den folgenden Richtlinien des Rates zur Angleichung der Rechtsvorschriften der EU-Mitgliedsstaaten übereinstimmt.

EE: EÜvastavusdeklaratsioon

Meie, Grundfos, kinnitame ja kanname ainuiskulust vastutust selle eest, et toode MS1, MS1 Ex, mille kohta all olev deklaratsioon käib, on kooskõlas Nõukogu Direktiividega, mis on nimetatud all pool vastavalt vastavõetud õigusaktidele ühtlasi sama kohta EU liikmesriikides.

FI: EU-vaatimustenmukaisuusvakuutus

Grundfos vakuuttaa omalla vastuullaan, että tuote MS1, MS1 Ex, jota tämä vakuutus koskee, on EU:n jäsenvaltioiden lainsäädännön lähentämiseen tähtäviin Euroopan neuvoston direktiivien vaatimusten mukainen seuraavasti.

GR: Δήλωση συμμόρφωσης ΕΕ

Εμείς, η Grundfos, δηλώνουμε με αποκλειστικά δική μας ευθύνη ότι το προϊόν MS1, MS1 Ex, στο οποίο αναφέρεται η παρακάτω δήλωση, συμμορφώνεται με τις παρακάτω Οδηγίες του Συμβουλίου περί προσέγγισης των νομοθεσιών των κρατών μελών της ΕΕ.

HU: EU megfeleléségi nyilatkozat

Mi, a Grundfos vállalata, teljes felelősséggel kijelentjük, hogy a(z) MS1, MS1 Ex termék, amelyre az alábbi nyilatkozat vonatkozik, megfelel az Európai Unió tagállamainak jogi irányelveit összehangoló tanács alábbi előírásainak.

LT: ES atitikties deklaracija

Mes, Grundfos, su visa atsakomybe pareiškiame, kad produktas MS1, MS1 Ex, kuriam skirta ši deklaracija, atitinka žemiau nurodytas Tarybos Direktyvas dėl ES šalių narių įstatymų suderinimo.

NL: EU-conformiteitsverklaring

Wij, Grundfos, verklaren geheel onder eigen verantwoordelijkheid dat product MS1, MS1 Ex, waarop de onderstaande verklaring betrekking heeft, in overeenstemming is met de onderstaande Richtlijnen van de Raad inzake de onderlinge aanpassing van de wetgeving van de EU-lidstaten.

PT: Declaração de conformidade UE

A Grundfos declara sob sua única responsabilidade que o produto MS1, MS1 Ex, ao qual diz respeito a declaração abaixo, está em conformidade com as Directivas do Conselho sobre a aproximação das legislações dos Estados Membros da UE.

RS: Deklaracija o uskladenosti EU

Mi, kompanija Grundfos, izjavljujemo pod punom vlastitom odgovornošću da je proizvod MS1, MS1 Ex, na koji se odnosi deklaracija ispod, u skladu sa dole prikazanim direktivama Saveta za usklađivanje zakona država članica EU.

SI: Izjava o skladnosti EU

V Grundfosu s polno odgovornostjo izjavljamo, da je izdelek MS1, MS1 Ex, na katerega se spodnja izjava nanaša, v skladu s spodnjimi direktivami Sveta o približevanju zakonodaje za izenačevanje pravnih predpisov držav članic EU.

TR: AB uygunluk bildirgesi

Grundfos olarak, aşağıdaki bildirim konusunu olan MS1, MS1 Ex ürünlerinin, AB üye ülkelerinin direktiflerinin uygulanıştırmaya ılıgılı durumum aşağıdaki Konsey Direktifleriyle uyumlu olduğunu ve bununla ilgili olarak tüm sorumluluğum bize ait olduğunu beyan ederiz.

Valid for Grundfos products: **MS1**
Object: Float switch
Applied harmonized EC-Norms: EMC Directive (2014/30/EU)
Standards used: EN 61326-1:2013, EN 61326-2-3:2013
RoHS Directives (2011/65/EU and 2015/863/EU)

Valid for Grundfos products: **MS1 Ex**
Object: Float switch
EX - Protective system: II 1G Ex ia IIC T6 Ga
EC - type examination certificate: SEV 18 ATEX 0143
IECEX - certificate: IECEX SEV 18.0015
Notified body: (1258)
Eurofins Electrosuisse Product Testing AG
Luppenstrasse 3 8320 Fehraltorf Switzerland (CH)

Applied harmonized EC-Norms: Directive 2011/65/EU (RoHS)
Directive 2014/34/EU (ATEX)
Standards used: EN 60079-0:12 + A11:13, EN 60079-11:12, EN 60079-26:15

Application: in intrinsically safe electrical circuits in EX - Zone 0, 1 and 2.

This EU declaration of conformity is only valid when published as part of the Grundfos safety instructions (publication number 98911083 1018).

Bjerringbro, 31/08/2018



Svend Aage Kaae
Senior Manager
Grundfos Holding A/S
Poul Due Jensens Vej 7
8850 Bjerringbro, Denmark

Person authorised to compile the technical file and empowered to sign the EU declaration of conformity.

Argentina

Bombas GRUNDFOS de Argentina S.A.
Ruta Panamericana km. 37.500 Centro
Industrial Garin
1619 Garin Pcia. de B.A.
Phone: +54-3327 414 444
Telefax: +54-3327 45 3190

Australia

GRUNDFOS Pumps Pty. Ltd.
P.O. Box 2040
Regency Park
South Australia 5942
Phone: +61-8-8461-4611
Telefax: +61-8-8340 0155

Austria

GRUNDFOS Pumpen Vertrieb
Ges.m.b.H.
Grundfosstraße 2
A-5082 Grödig/Salzburg
Tel.: +43-6246-883-0
Telefax: +43-6246-883-30

Belgium

N.V. GRUNDFOS Bellux S.A.
Boomsesteenweg 81-83
B-2630 Aartselaar
Tél.: +32-3-870 7300
Télécopie: +32-3-870 7301

Belarus

Представительство ГРУНДФОС в
Минске
220125, Минск
ул. Шафарнянская, 11, оф. 56, БЦ
«Порт»
Тел.: +7 (375 17) 286 39 72/73
Факс: +7 (375 17) 286 39 71
E-mail: minsk@grundfos.com

Bosnia and Herzegovina

GRUNDFOS Sarajevo
Zmaja od Bosne 7-7A,
BH-71000 Sarajevo
Phone: +387 33 592 480
Telefax: +387 33 590 465
www.ba.grundfos.com
e-mail: grundfos@bih.net.ba

Brazil

BOMBAS GRUNDFOS DO BRASIL
Av. Humberto de Alencar Castelo
Branco, 630
CEP 09850 - 300
São Bernardo do Campo - SP
Phone: +55-11 4393 5533
Telefax: +55-11 4343 5015

Bulgaria

Grundfos Bulgaria EOOD
Slatina District
Iztochna Tangenta street no. 100
BG - 1592 Sofia
Tel. +359 2 49 22 200
Fax. +359 2 49 22 201
email: bulgaria@grundfos.bg

Canada

GRUNDFOS Canada Inc.
2941 Brighton Road
Oakville, Ontario
L6H 6C9
Phone: +1-905 829 9533
Telefax: +1-905 829 9512

China

GRUNDFOS Pumps (Shanghai) Co. Ltd.
10F The Hub, No. 33 Suhong Road
Minhang District
Shanghai 201106
PRC
Phone: +86 21 612 252 22
Telefax: +86 21 612 253 33

COLOMBIA

GRUNDFOS Colombia S.A.S.
Km 1.5 vía Siberia-Cota Conj. Potrero
Chico,
Parque Empresarial Arcos de Cota Bod.
1A.
Cota, Cundinamarca
Phone: +57(1)-2913444
Telefax: +57(1)-8764586

Croatia

GRUNDFOS CROATIA d.o.o.
Buzinski prilaz 38, Buzin
HR-10010 Zagreb
Phone: +385 1 6595 400
Telefax: +385 1 6595 499
www.hr.grundfos.com

GRUNDFOS Sales Czechia and Slovakia s.r.o.

Čajkovského 21
779 00 Olomouc
Phone: +420-585-716 111

Denmark

GRUNDFOS DK A/S
Martin Bachs Vej 3
DK-8850 Bjerringbro
Tlf.: +45-87 50 50 50
Telefax: +45-87 50 51 51
E-mail: info_GDK@grundfos.com
www.grundfos.com/DK

Estonia

GRUNDFOS Pumps Eesti OÜ
Peterburi tee 92G
11415 Tallinn
Tel: + 372 606 1690
Fax: + 372 606 1691

Finland

OY GRUNDFOS Pumput AB
Trukkikuja 1
FI-01360 Vantaa
Phone: +358-(0) 207 889 500

France

Pompes GRUNDFOS Distribution S.A.
Parc d'Activités de Chesnes
57, rue de Malacombe
F-38290 St. Quentin Fallavier (Lyon)
Tél.: +33-4 74 82 15 15
Télécopie: +33-4 74 94 10 51

Germany

GRUNDFOS GMBH
Schlüterstr. 33
40699 Erkrath
Tel.: +49-(0) 211 929 69-0
Telefax: +49-(0) 211 929 69-3799
e-mail: infoservice@grundfos.de
Service in Deutschland:
e-mail: kundendienst@grundfos.de

Greece

GRUNDFOS Hellas A.E.B.E.
20th km. Athinon-Markopoulou Av.
P.O. Box 71
GR-19002 Peania
Phone: +0030-210-66 83 400
Telefax: +0030-210-66 46 273

Hong Kong

GRUNDFOS Pumps (Hong Kong) Ltd.
Unit 1, Ground floor
Siu Wai Industrial Centre
29-33 Wing Hong Street &
68 King Lam Street, Cheung Sha Wan
Kowloon
Phone: +852-27861706 / 27861741
Telefax: +852-27858664

Hungary

GRUNDFOS Hungária Kft.
Tópark u. 8
H-2045 Törökbálint,
Phone: +36-23 511 110
Telefax: +36-23 511 111

India

GRUNDFOS Pumps India Private
Limited
118 Old Mahabalipuram Road
Thoraiakkam
Chennai 600 096
Phone: +91-44 2496 6800

Indonesia

PT. GRUNDFOS POMPA
Graha Intirub Lt. 2 & 3
Jln. Ciliilitan Besar No.454. Makasar,
Jakarta Timur
ID-Jakarta 13650
Phone: +62 21-469-51900
Telefax: +62 21-460 6910 / 460 6901

Ireland

GRUNDFOS (Ireland) Ltd.
Unit A, Merrywell Business Park
Ballymount Road Lower
Dublin 12
Phone: +353-1-4089 800
Telefax: +353-1-4089 830

Italy

GRUNDFOS Pompe Italia S.r.l.
Via Gran Sasso 4
I-20060 Truccazzano (Milano)
Tel.: +39-02-95838112
Telefax: +39-02-95309290 / 95838461

Japan

GRUNDFOS Pumps K.K.
1-2-3, Shin-Miyakoda, Kita-ku,
Hamamatsu
431-2103 Japan
Phone: +81 53 428 4760
Telefax: +81 53 428 5005

Korea

GRUNDFOS Pumps Korea Ltd.
679 Floor, Aju Building 679-5
Yeoksam-dong, Kangnam-ku, 135-916
Seoul, Korea
Phone: +82-2-5317 600
Telefax: +82-2-5633 725

Latvia

SIA GRUNDFOS Pumps Latvia
Deglava biznesa centrs
Augusta Deglava iela 60, LV-1035, Rīga,
Tālr.: + 371 714 9640, 7 149 641
Faks: + 371 914 9646

Lithuania

GRUNDFOS Pumps UAB
Smolensko g. 6
LT-03201 Vilnius
Tel: + 370 52 395 430
Fax: + 370 52 395 431

Malaysia

GRUNDFOS Pumps Sdn. Bhd.
7 Jalan Peguam U1/25
Glenmarie Industrial Park
40150 Shah Alam
Selangor
Phone: +60-3-5569 2922
Telefax: +60-3-5569 2866

Mexico

Bombas GRUNDFOS de México S.A. de
C.V.
Boulevard TLC No. 15
Parque Industrial Stiva Aeropuerto
Apodaca, N.L. 66600
Phone: +52-81-8144 4000
Telefax: +52-81-8144 4010

Netherlands

GRUNDFOS Netherlands
Veluwezoom 35
1326 AE Almere
Postbus 22015
1302 CA ALMERE
Tel.: +31-88-478 6336
Telefax: +31-88-478 6332
E-mail: info_gnl@grundfos.com

New Zealand

GRUNDFOS Pumps NZ Ltd.
17 Beatrice Tinsley Crescent
North Harbour Industrial Estate
Albany, Auckland
Phone: +64-9-415 3240
Telefax: +64-9-415 3250

Norway

GRUNDFOS Pumper A/S
Strømsveien 344
Postboks 235, Leirdal
N-1011 Oslo
Tlf.: +47-22 90 47 00
Telefax: +47-22 32 21 50

Poland

GRUNDFOS Pompy Sp. z o.o.
ul. Klonowa 23
Baranowo k. Poznania
PL-62-081 Przeźmierowo
Tel: (+48-61) 650 13 00
Fax: (+48-61) 650 13 50

Portugal

Bombas GRUNDFOS Portugal, S.A.
Rua Calvet de Magalhães, 241
Apartado 1079
P-2770-153 Paço de Arcos
Tel.: +351-21-440 76 00
Telefax: +351-21-440 76 90

Romania

GRUNDFOS Pompe România SRL
Bd. Biruintei, nr 103
Pantelimon county Ilfov
Phone: +40 21 200 4100
Telefax: +40 21 200 4101
E-mail: romania@grundfos.ro

Russia

ООО Грундфос Россия
ул. Школьная, 39-41
Москва, RU-109544, Russia
Тел. (+7) 495 564-88-00 (495)
737-30-00
Факс (+7) 495 564 8811
E-mail grundfos.moscow@grundfos.com

Serbia

Grundfos Srbija d.o.o.
Omladinskih brigada 90b
11070 Novi Beograd
Phone: +381 11 2258 740
Telefax: +381 11 2281 769
www.rs.grundfos.com

Singapore

GRUNDFOS (Singapore) Pte. Ltd.
25 Jalan Tukang
Singapore 619264
Phone: +65-6681 9688
Telefax: +65-6681 9689

Slovakia

GRUNDFOS s.r.o.
Prievozská 4D
821 09 BRATISLAVA
Phona: +421 2 5020 1426
sk.grundfos.com

Slovenia

GRUNDFOS LJUBLJANA, d.o.o.
Leskovoška 9e, 1122 Ljubljana
Phone: +386 (0) 1 568 06 10
Telefax: +386 (0) 1 568 06 19
E-mail: tehnika-si@grundfos.com

South Africa

GRUNDFOS (PTY) LTD
Corner Mountjoy and George Allen
Roads
Wilbart Ext. 2
Bedfordview 2008
Phone: (+27) 11 579 4800
Fax: (+27) 11 455 6066
E-mail: lsmart@grundfos.com

Spain

Bombas GRUNDFOS España S.A.
Camino de la Fuentequilla, s/n
E-28110 Algete (Madrid)
Tel.: +34-91-848 8800
Telefax: +34-91-628 0465

Sweden

GRUNDFOS AB
Box 333 (Lunnagårdsgatan 6)
431 24 Mölndal
Tel.: +46 31 332 23 000
Telefax: +46 31 331 94 60

Switzerland

GRUNDFOS Pumpen AG
Bruggacherstrasse 10
CH-8117 Fällanden/ZH
Tel.: +41-44-806 8111
Telefax: +41-44-806 8115

Taiwan

GRUNDFOS Pumps (Taiwan) Ltd.
7 Floor, 219 Min-Chuan Road
Taichung, Taiwan, R.O.C.
Phone: +886-4-2305 0868
Telefax: +886-4-2305 0878

Thailand

GRUNDFOS (Thailand) Ltd.
92 Chaloeun Phrakiat Rama 9 Road,
Dokmai, Pravej, Bangkok 10250
Phone: +66-2-725 8999
Telefax: +66-2-725 8998

Turkey

GRUNDFOS POMPA San. ve Tic. Ltd.
Sti.
Gebze Organize Sanayi Bölgesi
İhsan dede Caddesi,
2. yol 200. Sokak No. 204
41490 Gebze/ Kocaeli
Phone: +90 - 262-679 7979
Telefax: +90 - 262-679 7905
E-mail: satis@grundfos.com

Ukraine

Бізнес Центр Європа
Столичне шосе, 103
м. Київ, 03131, Україна
Телефон: (+38 044) 237 04 00
Факс.: (+38 044) 237 04 01
E-mail: ukraine@grundfos.com

United Arab Emirates

GRUNDFOS Gulf Distribution
P.O. Box 16768
Jebel Ali Free Zone
Dubai
Phone: +971 4 8815 166
Telefax: +971 4 8815 136

United Kingdom

GRUNDFOS Pumps Ltd.
Grovebury Road
Leighton Buzzard/Beds. LU7 4TL
Phone: +44-1525-850000
Telefax: +44-1525-850011

U.S.A.

GRUNDFOS Pumps Corporation
9300 Loiret Blvd.
Lenexa, Kansas 66219
Phone: +1-913-227-3400
Telefax: +1-913-227-3500

Uzbekistan

Grundfos Tashkent, Uzbekistan The
Representative Office of Grundfos
Kazakhstan in Uzbekistan
38a, Oybek street, Tashkent
Телефон: (+998) 71 150 3290 / 71 150
3291
Факс: (+998) 71 150 3292

Addresses Revised 14.03.2018

99562802 1118

ECM: 1249610

Trademarks displayed in this material, including but not limited to Grundfos, the Grundfos logo and "be think innovate" are registered trademarks owned by The Grundfos Group. All rights reserved. © 2018 Grundfos Holding A/S, all rights reserved.