

MAGNA3 TAKING PUMP INTELLIGENCE TO THE NEXT LEVEL



The MAGNA3 range is intelligent, high-efficiency circulators for:

- heating
- air-conditioning
- cooling
- domestic hot-water systems
- ground source heat pump systems
- solar-heating systems

With an EEI value that makes even the strict EuP 2015 requirements look old-fashioned.

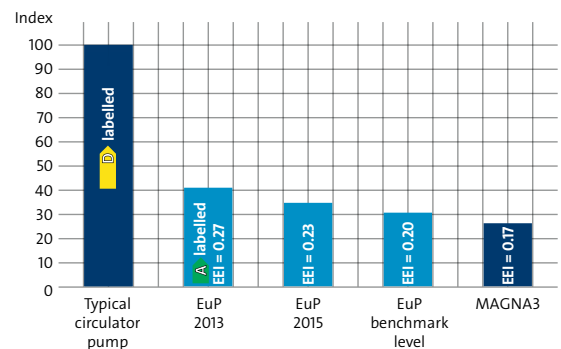
The MAGNA3 offers:

- **FULL RANGE**
More than 200 single and twin pumps make right-sizing for any duty point easy
- **BEST EFFICIENCY**
The best EEI on the market reduce energy costs up to 75%
- **HIGH INTELLIGENCE**
The new FLOWLIMIT and FLOWADAPT functions along with the renowned AUTOADAPT enable complete system control
- **EASY INSTALLATION**
Intuitive user interface saves time and effort during installation
- **VERSATILE APPLICATION**
 - The pump handles liquids from -10° C to 110° C
 - Independent of the ambient temperature – to make it suitable for both heating and cooling projects
- **BMS SYSTEM**
Easy integration for building management systems


TECHNICAL DATA

Max. head:	18 m
Max. flow:	78.5 m ³ /h (150 m ³ /h)
Max. power:	1550 W
Connections:	G1½ to DN100
Liquid temperature:	-10° C to +110° C
Ambient temperature:	0° C to +40° C
Nominal system pressure:	6/10/16 bar
Stainless steel pump house:	25-40 to 65-100

ENERGY CONSUMPTION



MAGNA3 IN MORE DETAIL



Built-in heat energy meter

This feature monitors systems heat energy distribution and consumption to avoid excessive energy bills caused by system imbalances. The meter has an accuracy of +/-1% to +/-10%, depending on the duty point – and eliminates the need for a separate energy metering device within the system.

Reduced need of balancing valves

The FLOWLIMIT function and FLOWADAPT control mode allow you to set a maximum flow limit for the MAGNA3. The pump continuously monitors the flow rate desired. This decreases the risk of system

imbalance, reduces the need for balancing valves and hereby improves the system's overall energy-efficiency.

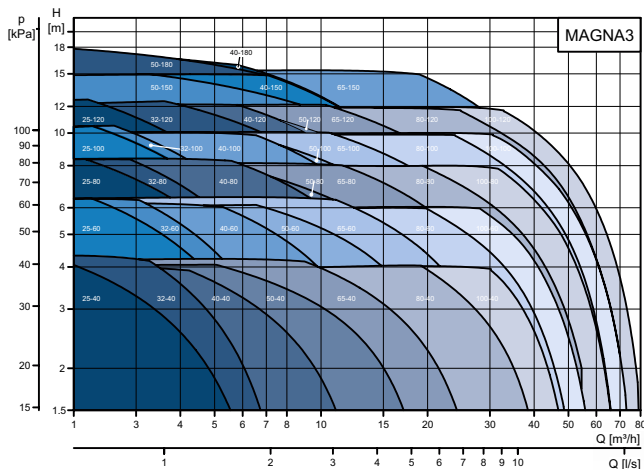
Intelligent AUTOADAPT

The intelligent AUTOADAPT control mode automatically adjusts to system demands and system needs by creating the best proportional pressure curve.

Built for building management

Optional CIM modules support all common fieldbus standards, making MAGNA3 the perfect addition to any BMS system.

PERFORMANCE CURVE



GRUNDFOS GO

Grundfos GO gives you intuitive handheld pump control and full access to Grundfos online tools on the go.



GRUNDFOS Holding A/S
Poul Due Jensens Vej 7
DK-8850 Bjerringbro
Tel: +45 87 50 14 00
www.grundfos.com

