

# MMS 8000 MMS 10000



## Assembly Instructions

Group Product Training & Group Service, 2000

# Contents

Page

**MOUNTING OF BEARINGS AND RADIAL SHAFT SEAL . . . . . 3**

**ASSEMBLY OF THRUST BEARING HOUSING . . . . . 7**

**MOUNTING OF ROTOR, BEARING HOUSINGS AND CABLE GLAND . . . . . 9**

**MOUNTING AND ADJUSTMENT OF THRUST BEARING. . . . . 15**


**FILLING OF MOTOR LIQUID . . . . . 20**

COPYRIGHT " 2000 BY  
GRUNDFOS A/S  
DK-BJERRINGBRO  
DENMARK

ALL RIGHTS RESERVED.


NO PART OF THIS BOOK MAY BE REPRODUCED IN ANY WAY OR BY  
ANY MEANS WITHOUT THE PRIOR PERMISSION OF THE PUBLISHER.

# Mounting of bearings and radial shaft seal



1

Tools for assembly




2

Bottom bearing housing with bearing bushes and special tools



3

Fit first bearing bush on tool



4

Fit bottom bearing housing and second bearing bush on tool




5

Use special tool or an ordinary hydraulic press to fit bearing bushes



6

Press bearings into bottom position



7

Remove tool



8

Upper bearing housing with bearing bushes and special tools



9

Fit bearing bushes by means of tool or an ordinary hydraulic press



10

Bearing bushes are pressed into bottom position



11 Prepare fitting of radial shaft seal rings



12 Fit housing for radial shaft seal rings on special tool



13 Fit radial shaft seal rings on housing and special tool



14 Fit threaded part of special tool




15 Screw parts on spindle



16 Press parts into position by means of tool



Tool in bottom position



Remove tool

# Assembly of thrust bearing housing




Fit breather diaphragm in thrust bearing housing



Fit filter



Grease stationary disc for thrust bearing to ease assembly



Fit stationary disc for thrust bearing in its seat



5

Fit thrust part of special tool




6

Fit spindle part of tool on thrust bearing housing



7


Press stationary disc of thrust bearing into bottom position



8




# Mounting of rotor, bearing housings and cable gland




1

Fit counter thrust bearing pads on bearing housing



2



3

Fit rotor.  
Be careful not to damage stator windings



4

Fit O-ring at bottom end of stator




5

Fit O-ring at upper end of stator



6

Grease thread and O-rings to ease assembly



7

Fit bottom bearing housing on stator.  
**Note:** left-hand thread on MMS 8000



8

Tighten bottom bearing housing with special tool



9

Lock bottom bearing housing with screw and Loctite



10


Upper motor casing



11 Mount upper motor casing and tighten.  
**Note:** left-hand thread



12 Lock upper motor casing with screw and Loctite



13 Place power cables in correct sequence




14



15 Fit studs in upper motor casing



16 Long thread end pointing outwards




17 Grease seal surface



18 Fit gasket




19 Pull cables through upper bearing housing



20 Grease housing for radial shaft seal rings



21 Mount upper bearing housing



22 Fit spacers and nuts




23 Tighten nuts




24 Cable gland, cable gland ring, grommet, screws and tool



25 Pull cables through cable gland ring and grommet



26 Press cable gland ring and grommet into upper bearing housing




27 Fit cable gland and tighten screws



28 Fit studs in lower bearing housing



Long thread ends must point outwards



# Mounting and adjustment of thrust bearing



1

Fit key for thrust bearing plate



2

Fit thrust bearing plate




3

Fit spacer and tighten screw




4

Press rotor into top position



5

Check shaft height:  
must be between 101.0 and 101.3 mm



6

If adjustment is needed, dismantle  
thrust bearing plate



7

1.0 or 0.5 mm shims



8

Fit proper shim on shaft



9


Fit thrust bearing plate again with spacer  
and screw



10

Press rotor into top position





11 Check shaft height again



12 Thrust bearing pad, housing and gasket



13 Grease surface for gasket



14 Fit gasket on bearing housing



15 Note position of notch of pad assembly



16 Must be engaged with rib inside thrust bearing housing



17 Fit thrust bearing pads in correct position



18 Mount thrust bearing housing on bearing housing. Fit spacers and nuts




19 Check free rotation of rotor




20 Tighten nuts at prescribed torque



21 Tighten nuts in upper motor bearing housing at prescribed torque



22 Fit earth screw



Fit sand guard




Tighten Allen screw in sand guard

# Filling of motor liquid



1

Fill motor with motor liquid ...



2

... until it flows out of hole for filling valve




3

Fit filling valve




4

Raise top end of motor




5

Add rest of motor liquid



6

Fit vent valve



7

Completed motor

**Denmark**

GRUNDFOS DK A/S  
 Poul Due Jensens Vej 7A  
 DK-8850 Bjerringbro  
 Tlf.: +45-87 50 50 50  
 Telefax: +45-87 50 51 51

**Argentina**

Bombas GRUNDFOS de Argentina S.A.  
 Mexico 1404  
 (1640) Martinex  
 Buenos Aires  
 Phone: +54-11-4717 0090  
 Telefax: +54-11-4717 1091

**Australia**

GRUNDFOS Pumps Pty. Ltd.  
 P.O. Box 2040  
 Regency Park  
 South Australia 5942  
 Phone: +61-8-8461-4611  
 Telefax: +61-8-8346-7434

**Austria**

GRUNDFOS Pumpen Vertrieb Ges.m.b.H.  
 Grundfosstraße 2  
 A-5082 Grödig/Salzburg  
 Tel.: +43-6246-883-0  
 Telefax: +43-6246-883-30

**Belgium**

N.V. GRUNDFOS Bellux S.A.  
 Boomsesteenweg 81-83  
 B-2630 Aartselaar  
 Tél.: +32-3-870 7300  
 Télécopie: +32-3-870 7301

**Brazil**

GRUNDFOS do Brasil Ltda.  
 Rua Tomazina 106  
 CEP 83325 - 040  
 Pinhais - PR  
 Phone: +55-41 868 3555  
 Telefax: +55-41 868 3554

**Canada**

GRUNDFOS Canada Inc.  
 2941 Brighton Road  
 Oakville, Ontario  
 L6H 6C9  
 Phone: +1-905 829 9533  
 Telefax: +1-905 829 9512

**China**

GRUNDFOS Pumps (Shanghai) Co. Ltd.  
 22 Floor, Xin Hua Lian Building  
 755-775 Huai Hai Rd, (M)  
 Shanghai 200020  
 PRC  
 Phone: +86-21-64 67 28 09  
 Telefax: +86-21-64 67 28 08

**Czech Republic**

GRUNDFOS s.r.o.  
 Hynaisova 10  
 CZ-77200 Olomouc  
 Phone: +420-68-5716 111  
 Telefax: +420-68-5225022

**Finland**

OY GRUNDFOS Pumput AB  
 Mestarintie 11  
 Piispankylä  
 FIN-01730 Vantaa (Helsinki)  
 Phone: +358-9 878 9150  
 Telefax: +358-9 878 91550

**France**

Pompes GRUNDFOS Distribution S.A.  
 Parc d'Activités de Chesnes  
 57, rue de Malacombe  
 F-38290 St. Quentin Fallavier (Lyon)  
 Tél.: +33-4 74 82 15 15  
 Télécopie: +33-4 74 94 10 51

**Germany**

GRUNDFOS GMBH  
 Industriestraße 15-19  
 D-23812 Wahlstedt/Holstein  
 Tel.: +49-4554-98-0  
 Telefax: +49-4554-98 7399/7355

**Greece**

GRUNDFOS Hellas A.E.B.E.  
 19th km. Athinon-Markopoulou Av.  
 P.O. Box 71  
 GR-19002 Peania-Attikis  
 Phone: +30-1-6646156  
 Telefax: +30-1-6646273

**Hong Kong**

GRUNDFOS Pumps (Hong Kong) Ltd.  
 Unit 1, Ground floor  
 Siu Wai Industrial Centre  
 29-33 Wing Hong Street &  
 68 King Lam Street, Cheung Sha Wan  
 Kowloon  
 Phone: +852-27861706/27861741  
 Telefax: +852-27858664

**Hungary**

GRUNDFOS Hungária Kft.  
 Lakatos u. 65  
 H-1184 Budapest  
 Phone: +36-1296 0620  
 Telefax: +36-1290 5534

**India**

GRUNDFOS Pumps India Private Limited  
 Flat A, Ground Floor  
 61/62 Chamiers Aptmt  
 Chamiers Road  
 Chennai 600 028  
 Phone: +91-44 432 3487  
 Telefax: +91-44 432 3489

**Indonesia**

PT GRUNDFOS Pompa  
 Jl. Rawa Sumur III, Blok III / CC-1  
 Kawasan Industri, Pulogadung  
 Jakarta 13930  
 Phone: +62-21-460 6909  
 Telefax: +62-21-460 6910/460 6901

**Ireland**

GRUNDFOS (Ireland) Ltd.  
 Unit 34, Stillorgan Industrial Park  
 Blackrock  
 County Dublin  
 Phone: +353-1-2954926  
 Telefax: +353-1-2954739

**Italy**

GRUNDFOS Pompe Italia S.r.l.  
 Via Gran Sasso 4  
 I-20060 Truccazzano (Milano)  
 Tel.: +39-02-95838112/95838212  
 Telefax: +39-02-95309290/95838461

**Japan**

GRUNDFOS Pumps K.K.  
 1-2-3, Shin Miyakoda  
 Hamamatsu City  
 Shizuoka pref. 431-21  
 Phone: +81-53-428 4760  
 Telefax: +81-53-484 1014

**Korea**

GRUNDFOS Pumps Korea Ltd.  
 2nd Fl., Dong Shin Building  
 994-3 Daechi-dong, Kangnam-Ku  
 Seoul 135-280  
 Phone: +82-2-5317 6000  
 Telefax: +82-2-5633 725

**Malaysia**

GRUNDFOS Pumps Sdn. Bhd.  
 7 Jalan Peguam U1/25  
 Glenmarie Industrial Park  
 40150 Shah Alam  
 Selangor  
 Phone: +60-3-519 29 22  
 Telefax: +60-3-519 28 66

**Mexico**

Bombas GRUNDFOS de Mexico S.A. de C.V.  
 Avenida E, No. 306  
 Fraccionamiento Industrial Milimex  
 Apodaca (Monterrey), N.L.  
 Mexico 66600  
 Phone: +52-8-369 3900  
 Telefax: +52-8-369 3665

**Netherlands**

GRUNDFOS Nederland B.V.  
 Pampuslaan 190  
 NL-1382 JS Weesp  
 Tel.: +31-294-492 211  
 Telefax: +31-294-492244/492299

**New Zealand**

GRUNDFOS Pumps NZ Ltd.  
 17 Beatrice Tinsley Crescent  
 North Harbour Industrial Estate  
 Albany, Auckland  
 Phone: +64-9-415 3240  
 Telefax: +64-9-415 3250

**Norway**

GRUNDFOS Pumper A/S  
 Strømsveien 344  
 Postboks 235, Leirald  
 N-1011 Oslo  
 Tlf.: +47-22 90 47 00  
 Telefax: +47-22 32 21 50

**Poland**

GRUNDFOS Pompy Sp. z o.o.  
 ul. Klonowa 23  
 Baranowo k. Poznania  
 PL-62-081 Przemierow  
 Phone: +48-61-650 13 00  
 Telefax: +48-61-650 13 50

**Portugal**

Bombas GRUNDFOS (Portugal) Lda.  
 Rua Calvet de Magalhães, 241  
 Apartado 1079  
 P-2780 Paço de Arcos  
 Tel.: +351-21-440 76 00  
 Telefax: +351-21-440 76 90

**Singapore**

GRUNDFOS (Singapore) Pte. Ltd.  
 24 Tuas West Road  
 Jurong Town  
 Singapore 638381  
 Phone: +65-861 5381  
 Telefax: +65-861 8402

**Spain**

Bombas GRUNDFOS España S.A.  
 Camino de la Fuenteçilla, s/n  
 E-28110 Algete (Madrid)  
 Tel.: +34-91-848 8800  
 Telefax: +34-91-628 0465

**Sweden**

GRUNDFOS AB  
 Box 63, Angeredsvinkeln 9  
 S-424 22 Angered  
 Tel.: +46-31-332 23 00  
 Telefax: +46-31 331 94 60

**Switzerland**

GRUNDFOS Pumpen AG  
 Bruggacherstrasse 10  
 CH-8117 Fällanden/ZH  
 Tel.: +41-1-806 8111  
 Telefax: +41-1-806 8115

**Taiwan**

GRUNDFOS Pumps (Taiwan) Ltd.  
 14, Min-Yu Road  
 Tunglo Industrial Park  
 Tunglo, Miaoli County  
 Taiwan 366, R.O.C.  
 Phone: +886-37-98 05 57  
 Telefax: +886-37-98 05 70

**Thailand**

GRUNDFOS (Thailand) Ltd.  
 947/168 Moo 12, Bangna-Trad Rd., K.M. 3,  
 Bangna, Phrakong  
 Bangkok 10260  
 Phone: +66-2-744 1785 ... 91  
 Telefax: +66-2-744 1775 ... 6

**Turkey**

GRUNDFOS POMPA SAN. ve TIC. LTD. \*TI  
 Bulgurlu Caddesi no. 32  
 TR-81190 Uskudar Istanbul  
 Phone: +90 - 216-4280 306  
 Telefax: +90 - 216-3279 988

**United Arab Emirates**

GRUNDFOS Gulf Distribution  
 P.O. Box 16768  
 Jebel Ali Free Zone  
 Dubai  
 Phone: +971-4-815166  
 Telefax: +971-4-815136

**United Kingdom**

GRUNDFOS Pumps Ltd.  
 Grovebury Road  
 Leighton Buzzard/Beds. LU7 8TL  
 Phone: +44-1525-850000  
 Telefax: +44-1525-850011

**U.S.A.**

GRUNDFOS Pumps Manufacturing Corporation  
 3131 North Business Park Avenue  
 Fresno CA 93727-8612  
 Phone: +1-559-292-8000  
 Telefax: +1-559-291-1357

Addresses revised 06.12.1999

V7 15 52 39 11 99	<b>GB</b>