

## HYDRO 2000

### 1 Before starting

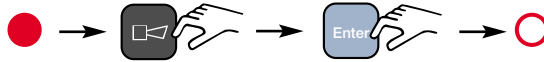


Do not start the booster set until it has been filled with water and vented.


### 2 Start/Stop



Switch the electricity supply on and off by means of the switch on the control box. The pumps will start approx. 15 secs. after the electricity supply has been switched on. The fault indicator light is on. The fault indication must be reset:



### 3 PMU 2000 Front Cover

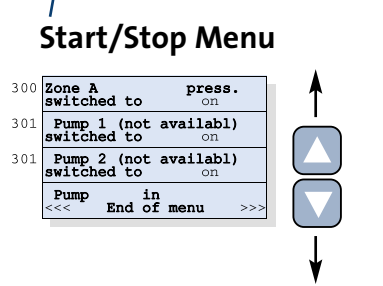
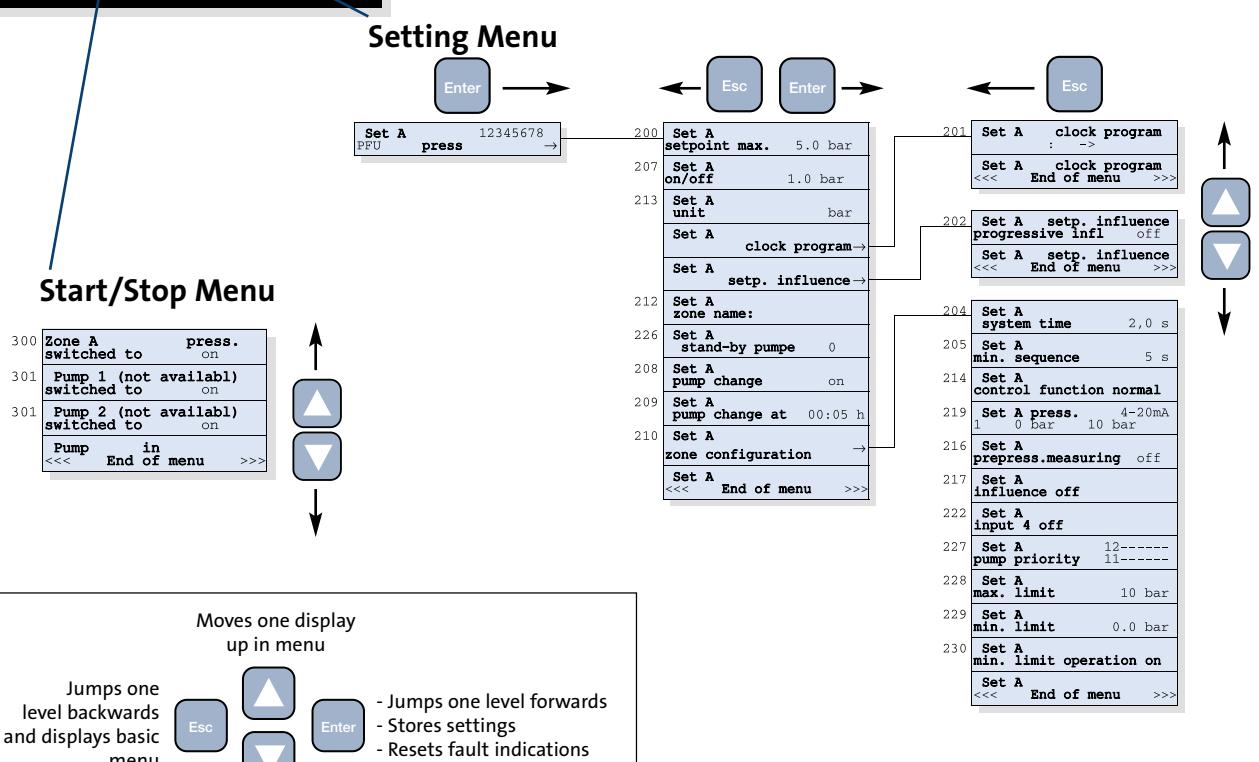
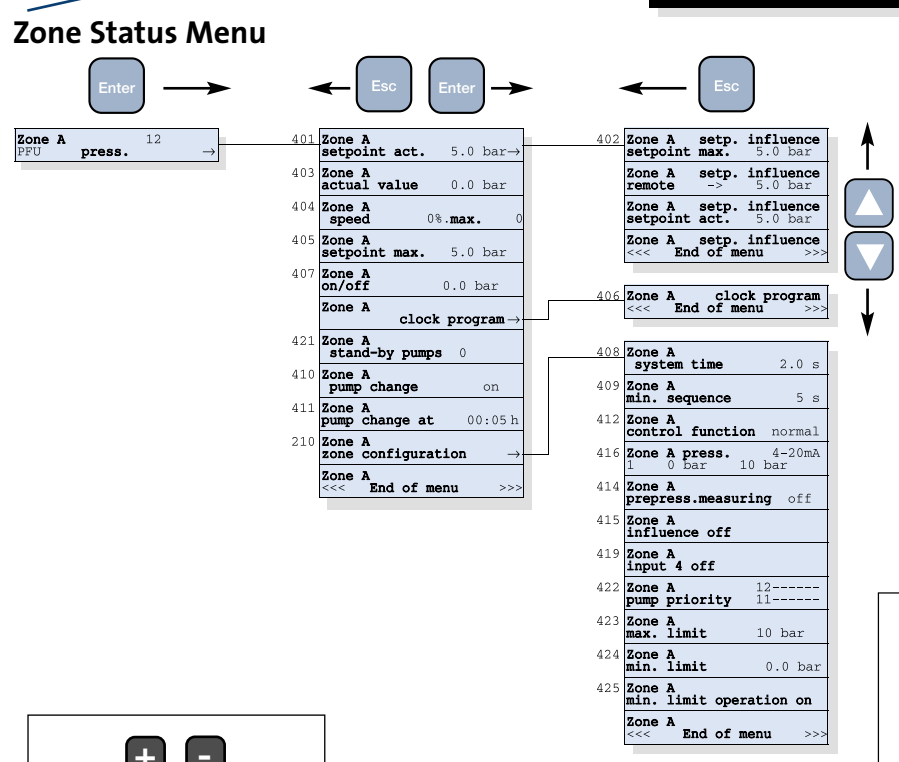
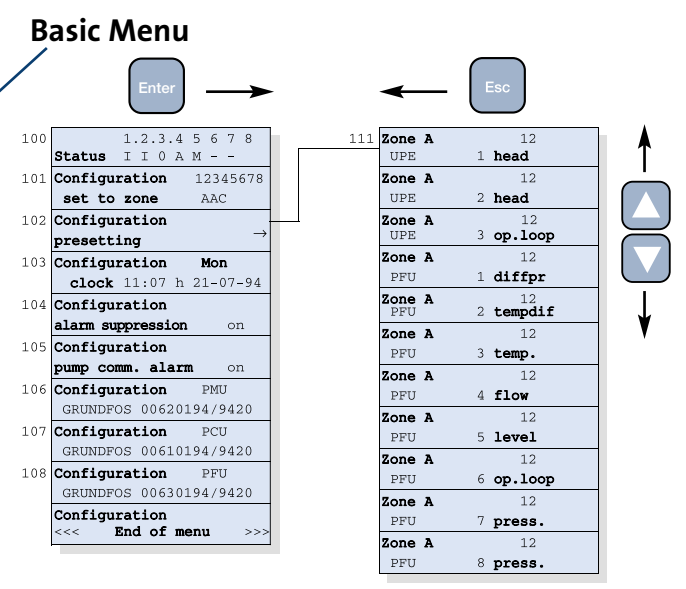
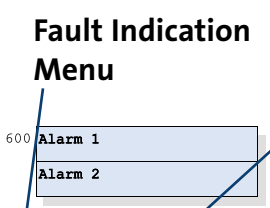
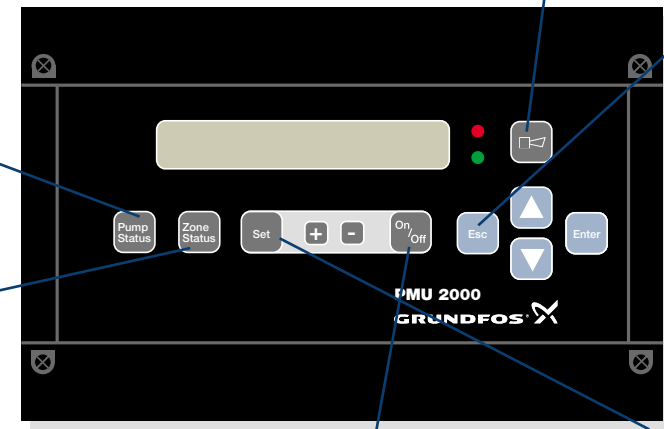
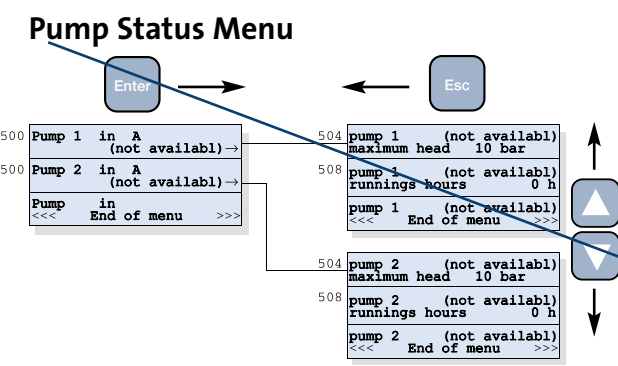


|  |             |  |
|--|-------------|--|
|  | <b>STOP</b> | The electricity supply is switched off.  |
|  |             | At least one pump is in operation. No faults.  |
|  | <b>STOP</b> | All pumps have been stopped. The pumps are ready for operation. No faults.   |
|  | <b>STOP</b> | All pumps have been stopped due to fault.  |
|  | <b>STOP</b> | At least one pump is or has been stopped due to fault. At least one pump is in operation.                                    |
|  | <b>STOP</b> | All pumps have been stopped. At least one pump is or has been stopped due to fault. All other pumps are ready for operation. |



Flashes.

# 4 Display Overview



Setting of control parameters

+ -

Moves one display up in menu

Esc ↑ Enter

Moves one display down in menu

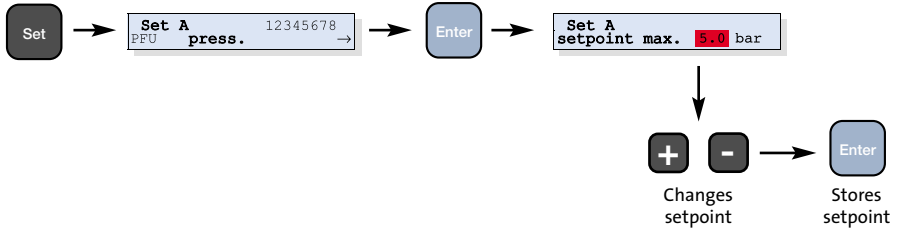
↓ Enter

Jumps one level backwards and displays basic menu

Esc ↑ Enter

- Jumps one level forwards
- Stores settings
- Resets fault indications

## 5 Setpoint Setting



## 6 Settings

### Factory Setting

DATE

"200" Setpoint: bar

"204" System time: sec.

"207" On/Off band: bar

"228" Max. limit: bar

"229" Min. limit: bar

"202" Setp. influence:  
(friction loss compensation)

### Customer Settings

DATE

SETTING

INITIALS

| DATE | SETTING | INITIALS |
|------|---------|----------|
|      |         |          |
|      |         |          |
|      |         |          |
|      |         |          |
|      |         |          |
|      |         |          |
|      |         |          |
|      |         |          |

96 40 91 94 03 02

Repl. V7 12 57 05 04 97

GB